



### District Report Card: 2017


<b>State:</b> Maharashtra	<b>District:</b> Yavatmal
<b>Class:</b> 5	<b>Subject:</b> Language
<b>Schools:</b> 61	<b>Students:</b> 1249


### Participation/Coverage


#### Students

<b>GENDER</b> 	Boys		Girls	
	Number	%	Number	%
	631	50.52	618	49.48

<b>AREA</b> 	Rural		Urban	
	Number	%	Number	%
	828	66.29	421	33.71

<b>CATEGORY</b> 	SC		ST		OBC		GEN	
	Number	%	Number	%	Number	%	Number	%
	122	9.77	239	19.14	474	37.95	414	33.15

<b>CWSN</b> 	LD	VI	HI	S&LD	ID	Oth
	0	6	0	1	1	22

<b>Management</b> 	Government		Government-aided	
	Number	%	Number	%
	515	41.23	734	58.77

### Average Performance of Students in Language (%)

Overall	Gender		Area		Management		Social Group			
	Male	Female	Rural	Urban	Govt.	Aided	SC	ST	OBC	GEN
49.45	49.24	49.65	47.91	52.46	46.83	51.28	48.03	49.01	48.40	51.32

## Performance on Learning Outcomes (LOs)

Learning Outcomes	Description	Average Performance(%)
L504	Reads and comprehends independently storybooks, news items/ headlines, advertisements etc.	44.85
L508	Reads text with comprehension, locates details and sequence of events	51.75

Range of Performance of Students who Answered Correctly							
Below 30%		30% - 50%		50% - 75%		Above 75%	
Number	%	Number	%	Number	%	Number	%
263	21.06	392	31.39	441	35.31	153	12.25

## Lowest Performing Learning Outcomes (LOs)

- 1 - Reads and comprehends independently storybooks, news items/ headlines, advertisements etc. (44.85)
- 2 - Reads text with comprehension, locates details and sequence of events (51.75)